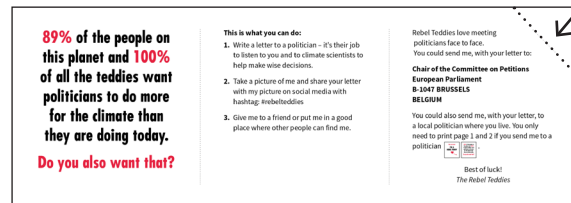


Make your own Rebel Teddy:

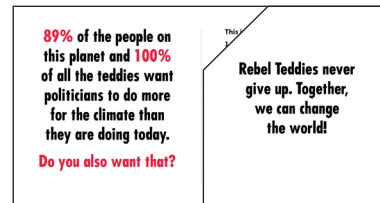
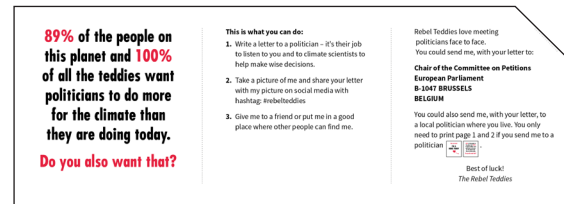
1. Find a cuddly toy. Second-hand shops usually have a lot of them. It doesn't have to be a bear, it can be any kind of cuddly animal.
2. Tie a red scarf or ribbon around its neck.
3. Print out page 2 of this pdf.
4. Fold the paper in two from top to bottom.



5. Cut off the corners along the dotted lines.



6. Fold the paper in three. Fold the right-hand side towards the middle first (along the dotted line). Then fold the left-hand side towards the middle in the same way. Finally fold it again.



7. Make a hole in the note for some string/wool/thread and tie the note around the teddy's neck. Now, your teddy is ready for its mission!



Rebel Teddies never give up. Together, we can change the world!



Rebel Teddies (@rebellallarna) started in Sweden October 2025.
Contact: rebellallarna@proton.me

Love from Rebel Teddies
all over the the world!

**Rebel Teddies never
give up. Together,
we can change
the world!**

Do you want to make your own
Rebel Teddy?

Download instructions:
www.rebelteddies.com

Take me home!

**I'M A
REBEL TEDDY**



Best of luck!
The Rebel Teddies

politician
need to print page 1 and 2 if you send me to a

You could also send me, with your letter, to
a local politician where you live. You only

Chair of the Committee on Petitions
European Parliament
B-1047 BRUSSELS
BELGIUM

Rebel Teddies love meeting
politicians face to face.
You could send me, with your letter to:

- This is what you can do:**
1. Write a letter to a politician – it's their job to listen to you and to climate scientists to help make wise decisions.
 2. Take a picture of me and share your letter with my picture on social media with hashtag: #rebelteddies
 3. Give me to a friend or put me in a good place where other people can find me.

Do you also want that?

**89% of the people on
this planet and 100%
of all the teddies want
politicians to do more
for the climate than
they are doing today.**